

cobas p 612 pre-analytical system

Adapting to today's needs.

Flexible for tomorrow's demand.

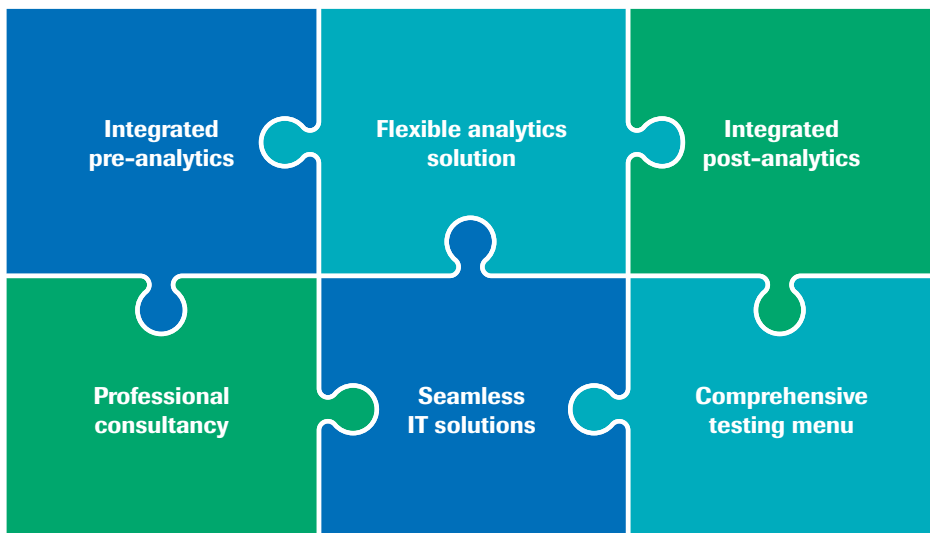


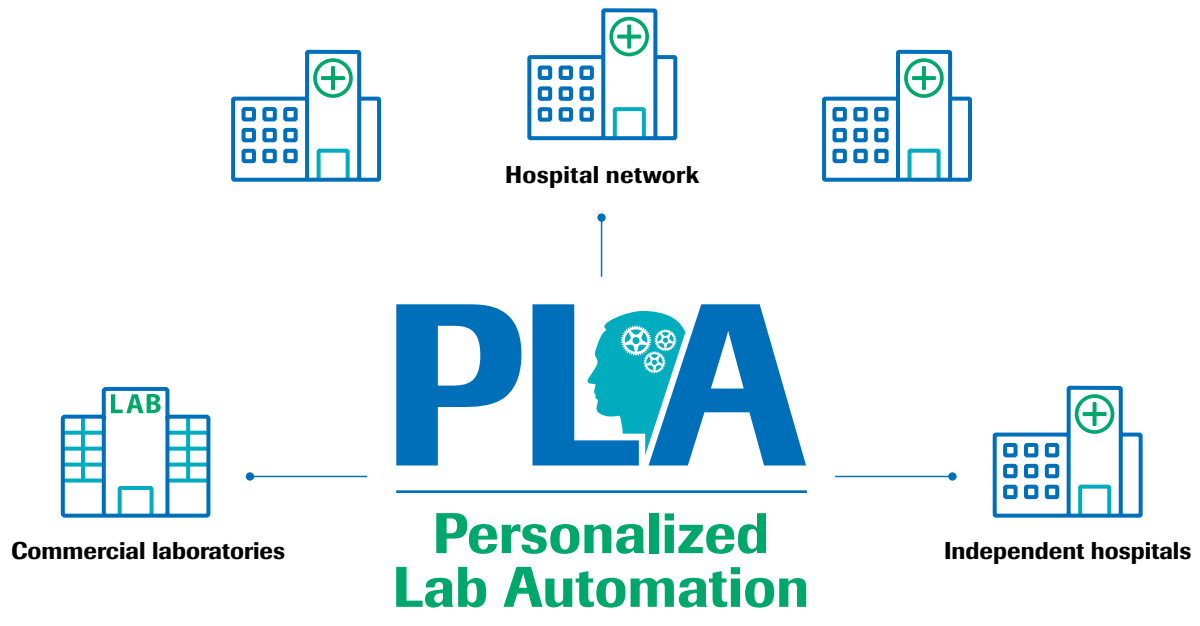
Personalized Lab Automation

*Maximizing Testing Efficiency
and Medical Value*



At Roche, laboratory automated solutions deliver the quality and reliability you expect, with the personalization required by low-, mid- and high-volume laboratories.





1. Virtual Automation

To have the control you need, ensuring quality and efficiency across your lab, Virtual Automation gives you the capability to track your samples and reduce manual tasks through the cobas IT solutions.

2. Standalone Automation

Pre- and post-analytical tasks are automated, offering maximum efficiency through flexible standalone solutions. It significantly reduces manual steps in the lab, enhancing error handling, safety and process quality.

3. Connected Automation

In addition to having all the benefits of Standalone Automation, Connected Automation offers transportation. Physically connecting different instruments allows maximum predictability of time to test results.

cobas p 612 pre-analytical system

Everything designed to work together as one

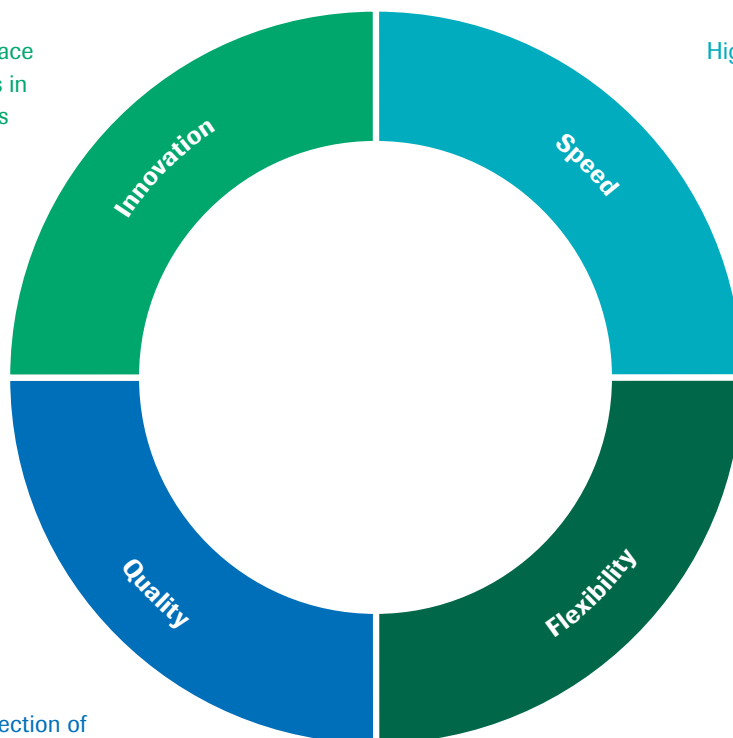


Innovation

The best answer to face emerging challenges in laboratory operations

Speed

High productivity without compromising space and safety



Quality

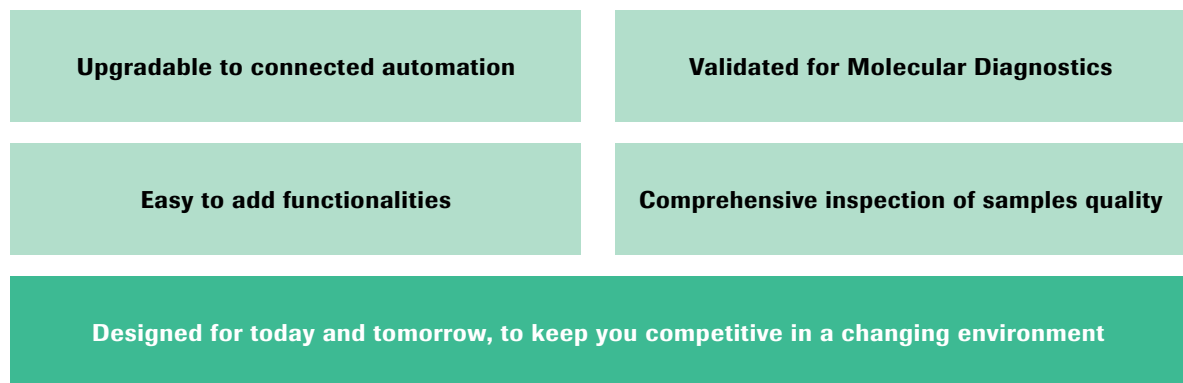
Comprehensive inspection of sample quality at an early stage

Flexibility

Adapts to the lab's sample handling needs

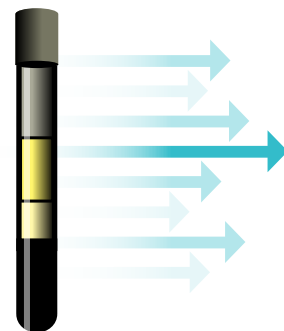
Innovation

cobas p 612 is the best answer to face emerging challenges in laboratory operations by offering the following innovative functionalities:



Speed

cobas p 612 is designed for laboratories that require high productivity. It delivers speed without compromising space and safety.



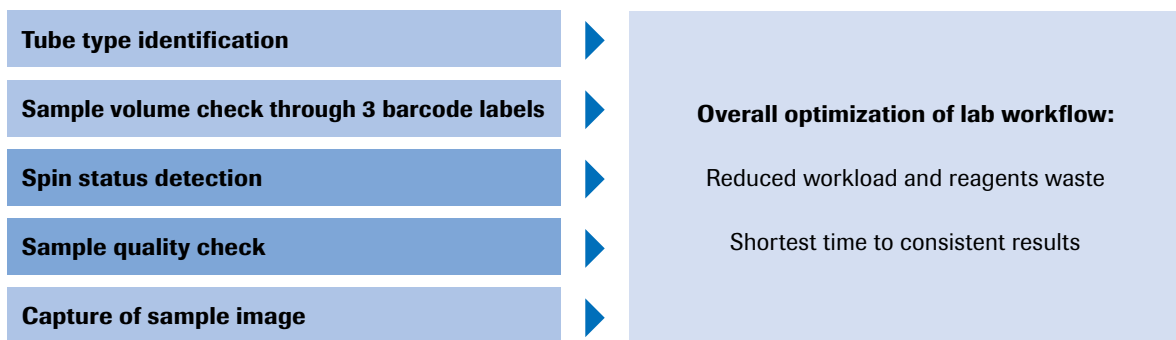
Throughput of up to 1400 samples/hour

cobas p 612 pre-analytical system

More early inspections of samples. Good to go!

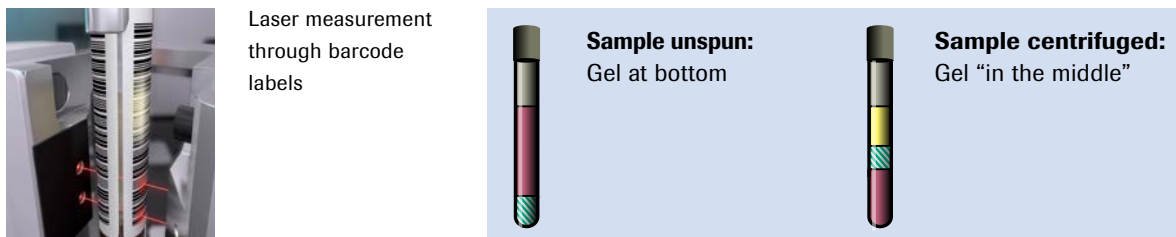
Quality checks

cobas p 612 performs comprehensive inspection of samples at an early stage, maximizing workflow efficiency.



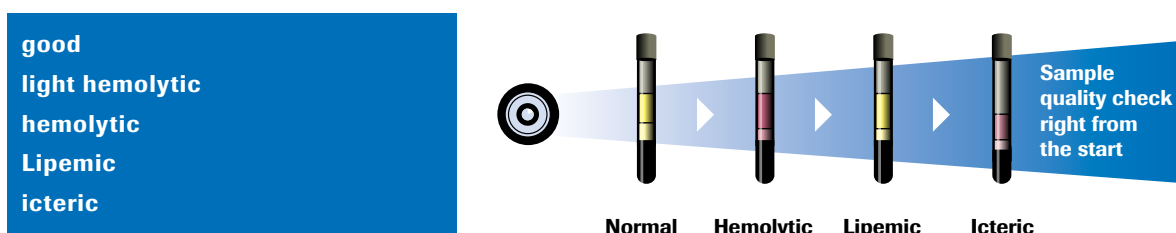
Automated spin status detection


cobas p 612 detects whether blood samples have been centrifuged or not. Spin status enables a greater workflow efficiency, preventing unspun samples from being tested. Measurements are made via laser through 3 barcode labels.



Automated sample quality check

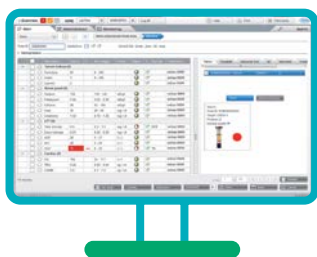
cobas p 612 checks the sample through a high definition camera, classifying sample quality into 5 different user-defined categories.



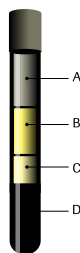


Capture of sample image

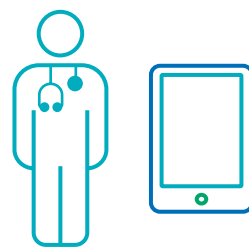
A valuable support for your medical decisions, enhancing reliable and fast results.



Sample image and data on **cobas** IT solution



Sample image



Immediate access to samples' information

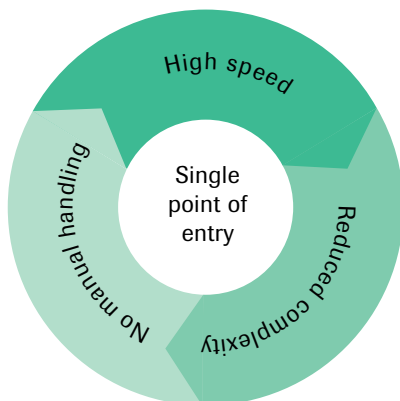
cobas p 612 pre-analytical system

Flexibility to adapt to your needs




Single point of entry for convenient sample loading

Through convenient sample loading, the **cobas p 612** is the ideal single point of entry for reduced complexity. There is no need to pre-sort sample tubes prior to loading.



Adapt the sorting area to your workflow and stay flexible

- Sorting areas are freely definable
- Supporting a wide variety of racks from Roche and other vendors



Input area - Bulk loading

Single point of entry to automate all lab disciplines

Personalized Workflows for maximum efficiency

cobas p 612 offers an integrated and safe automated aliquoting enabling personalized workflows.

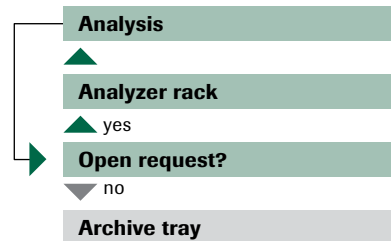
Importance and usability examples of aliquoting
To maintain sample integrity
To deliver parallel processing for shortest time to results
For send-outs
For archiving samples
Others

The aliquot unit uses air displacement pipetting system, the same technology used in **cobas® 6800/8800** system (Roche Molecular Diagnostics)




Centralizes and automates sorting decisions while saving time

- No manual re-racking from beginning to end
- First pass and recursive workflow



Evolution of cobas p 612

Validated for Molecular Diagnostics



A solution compatible with all lab disciplines

Chemistry	Immuno-chemistry
Hematology	Coagulation
Urinalysis	Molecular Diagnostics
Others	

Not limited to

**Safe –
Validated for cross-contamination
compliance**

The **cobas p 612** is validated for both serology and molecular diagnostics testing.

Clinical laboratory
NAT virology laboratory
Blood screening laboratory
A safe choice for a wide variety of laboratories



COBAS and COBAS P are trademarks of Roche.
All other trademarks are property of their respective owners.

© 2017 Roche

Published by:
Roche Diagnostics (Schweiz) AG
Industriestrasse 7
CH-6343 Rotkreuz

cobas.com

